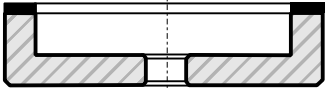
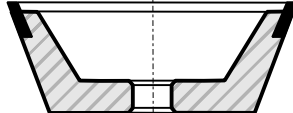
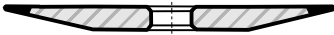

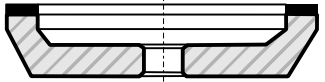
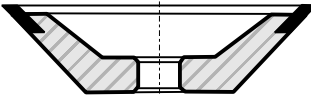

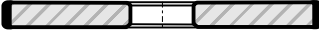
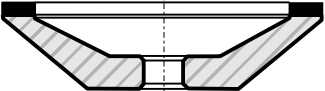



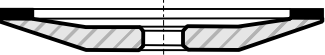
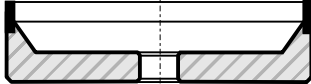
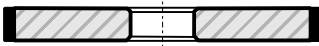


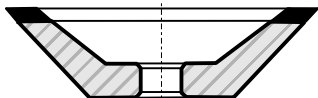

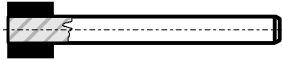
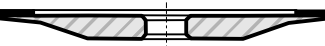
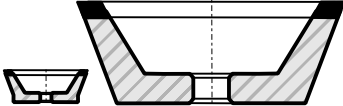
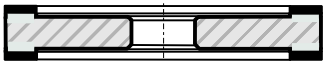
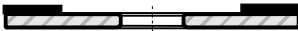
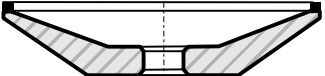
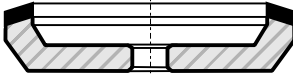

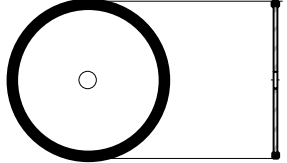
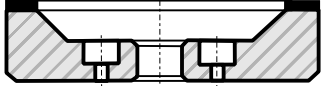
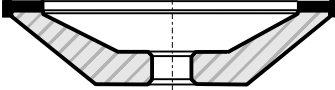

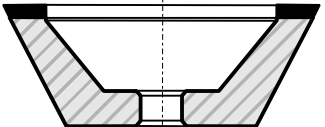
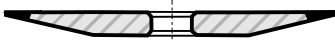


Přehled základních tvarů kotoučů na kovy.
 V případě požadavku jiného tvaru kontaktujte výrobce.

FEPA 6A2 	FEPA 11V9 	FEPA 4F1 	FEPA 3B1 
FEPA 11A2 	FEPA 12V9 	FEPA 4BT9 	FEPA 1L1 
FEPA 12A2/45° 	FEPA 12R4 	FEPA 4C9 	FEPA 14U1 
FEPA 12A2/20° 	FEPA 6A9 	FEPA 1A1 	FEPA 1A1, 1A8 
FEPA 4A2 	FEPA 12V2 	FEPA 3A1 	FEPA 1A1W 
FEPA 4A2S 	FEPA 11V2 	FEPA 9A3 	FEPA 1A2 
FEPA 12A2 	FEPA 11V5 	FEPA 14F1 	FEPA 1A1R 
FEPA 6A2B 	FEPA 12C9 	FEPA 3E1 	
FEPA 11B2 	FEPA 4ET9 	FEPA 3V1 